



OFFSET/IN-LINE SHREDDERS

TRINCIATRICI LATERALI-TRINCIARGINI
BROYEURS D'ACCOTEMENT MULTIFONCTIONS
SEITLICHER SCHLEGELMÄHER
TRITURADORAS LATERALES MULTIUSO



 **breviglieri**

Uomini, idee, macchine.

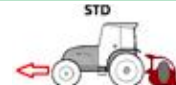

The range

Available for tractors from 20 up to 220 HP

- I Disponibili per trattori da 20 a 255 cv
- F Disponibles pour tracteurs de 20 à 255 cv
- D Verfügbar für Traktoren von 20 bis 255 PS
- E Disponibles para tractores de 20 a 255 cv

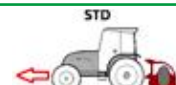

I La gamma F La gamme D Die Auswahl E La gama


Extra Master

	
STD 540 rpm 40 - 60 cm 210 - 225 - 250	
Ø max cm	4
	2-8



Master

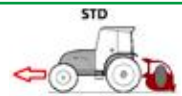

	
STD 540 rpm 40 - 90 cm 160 - 180 - 200	
Ø max cm	4
	3-8



Super Master

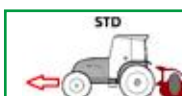



Hyper Master

	
STD 540 rpm 80 - 120 cm 180-200-220-250	
Ø max cm	5
	3-8

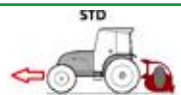



Hyper Master XL

	
STD 540 rpm 60 - 80 cm 160 - 175 - 190	
Ø max cm	6
	2-7

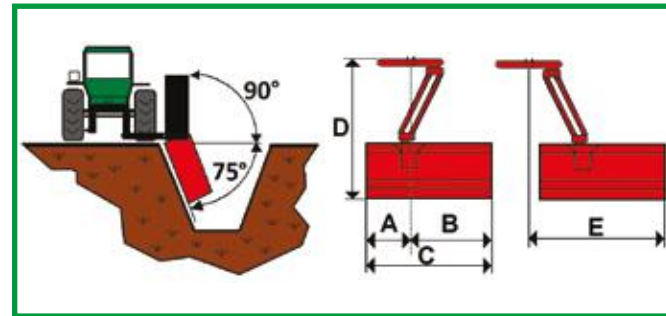


Switch Master L

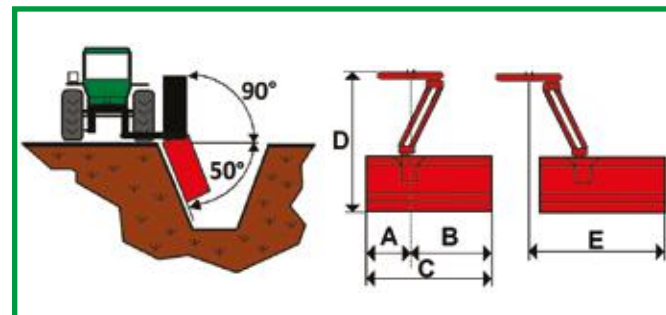
	
STD 540 rpm 50 - 75 cm 160 - 175 - 190	
Ø max cm	4
	2-7



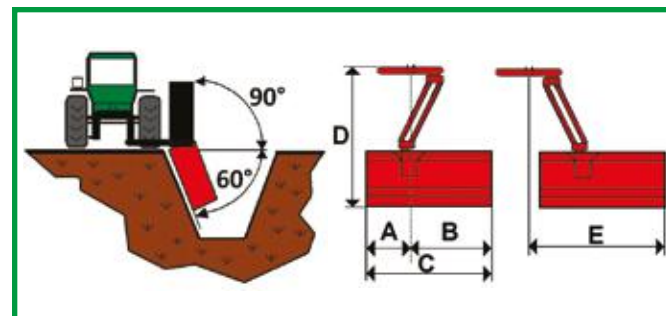
EXTRA MASTER . EXTRA MASTER XL . MASTER SUPER MASTER . HYPER MASTER . HYPER MASTER XL SWITCH MASTER L . SWITCH MASTER XL



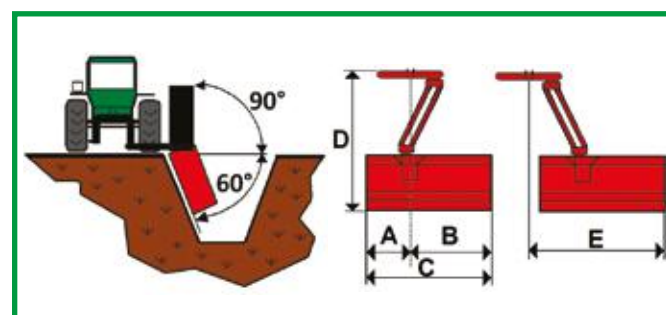
EXTRA MASTER		
210	225	250
A: cm 86	cm 86	cm 86
B: cm 151	cm 160	cm 191
C: cm 212	cm 221	cm 252
D: cm 215	cm 215	cm 215
E: cm 283	cm 292	cm 323



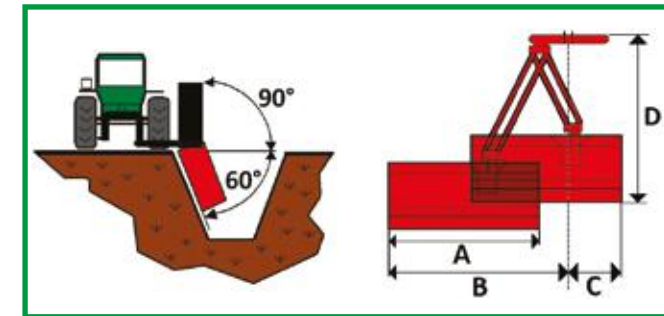
EXTRA MASTER XL		
210	225	250
A: cm 68	cm 68	cm 68
B: cm 198	cm 207	cm 237
C: cm 212	cm 221	cm 252
D: cm 206	cm 206	cm 206
E: cm 330	cm 339	cm 369



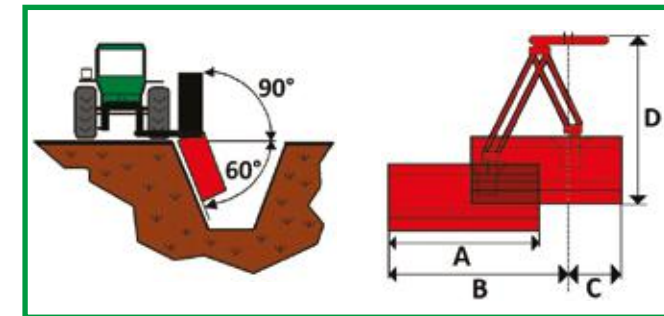
MASTER		
160	180	200
A: cm 58	cm 58	cm 58
B: cm 104	cm 123	cm 142
C: cm 162	cm 181	cm 200
D: cm 184	cm 184	cm 184
E: cm 272	cm 291	cm 310



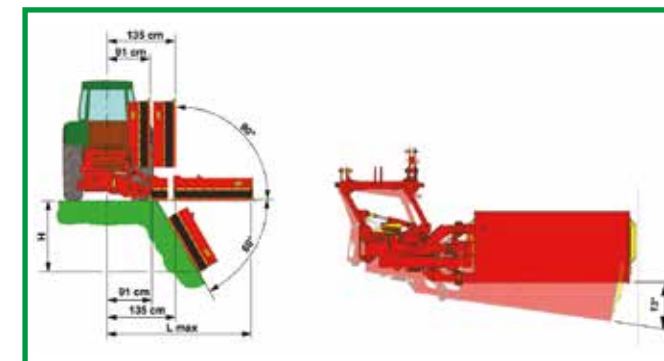
SUPER MASTER		
160	180	200
A: cm 15	cm 15	cm 15
B: cm 147	cm 166	cm 185
C: cm 162	cm 181	cm 200
D: cm 184	cm 184	cm 184
E: cm 310	cm 329	cm 348



HYPER MASTER			
180	200	220	250
A: cm 60	cm 60	cm 60	cm 60
B: cm 122	cm 140	cm 159	cm 189
C: cm 182	cm 200	cm 219	cm 249
D: cm 185	cm 185	cm 185	cm 185
E: cm 255	cm 273	cm 292	cm 322



HYPER MASTER XL			
180	200	220	250
A: cm 10	cm 10	cm 10	cm 10
B: cm 172	cm 190	cm 209	cm 239
C: cm 182	cm 200	cm 219	cm 249
D: cm 185	cm 185	cm 185	cm 185
E: cm 306	cm 324	cm 343	cm 373



SWITCH MASTER L						
mod.	E	F	G	H	I	L
	cm	cm	cm	cm	cm	cm
160	135	91	91	140	135	295
160	135	91	91	154	135	310
160	135	91	91	166	135	325

SWITCH MASTER XL				
mod.	E	F	G	I
	cm	cm	cm	cm
150	139	85	74	128
175	139	85	74	128
200	139	85	74	128
260	139	85	74	128



SAFETY DEVICE

● SICUREZZA MECCANICA ● SÉCURITÉ MÉCANIQUE ● MECHANISCHE SICHERHEIT ● SEGURIDAD MÉCANICA

MASTER / SUPER MASTER / HYPER MASTER / HYPER MASTER XL


3 POINT HITCH

● ATTACCO A 3 PUNTI OSCILLANTE ● ATTELLAGE À 3 POINTS OSCILLANTE ● MANCA ● MANCA

EXTRA MASTER / EXTRA MASTER XL

FIXING PLATES

● PIASTRE ● CHAPES ● PLATTEN ● PLAGAS



EXTRA MASTER / EXTRA MASTER XL

FLOATING CONNECTING ROD

● BIELLA OSCILLANTE ● CHAPE FLOTTANTE ● SCHWIMMKURBELSTANGE ● BISAGRA OSCILANTE


MASTER / SUPER MASTER / HYPER MASTER / HYPER MASTER XL

INNER REINFORCED PINS

● PERNI CON RINFORZO INTERNO ● TOURILLONS AVEC RENFORT INTERNE
● SPINDEL MIT HINNERER VERSTÄRKUNG ● PERNOS CON REFUERZO INTERNO





SWITCH MASTER L

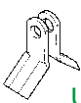









SWITCH MASTER XL

ROTORS

I ROTORI F ROTORS D ROTOREN E ROTORES

	Ø		
	mm	mm	RPM
EXTRA MASTER	159	410	2078
EXTRA MASTER XL	159	410	2111
MASTER	159	400	2290
SUPER MASTER	159	400	2290
HYPER MASTER	193,7	440	1910
HYPER MASTER XL	193,7	440	1910
SWITCH MASTER L	159	410	2250
SWITCH MASTER XL	168,3	420	2092

								
	U	S	M	40	50	120	KPT	SG
EXTRA MASTER	●	●	●	○	○	○	○	○
EXTRA MASTER XL	●	●	●	○	○	○	○	○
MASTER	○	○	○	●	●	○	○	○
SUPER MASTER	○	○	○	●	●	○	○	○
HYPER MASTER	○	○	○	○	○	●	○	○
HYPER MASTER XL	○	○	○	○	○	●	○	○
SWITCH MASTER L	●	●	●	○	○	○	○	○
SWITCH MASTER XL	○	○	○	○	○	○	●	●

ROLLERS

I RULLI F ROULEAUX D WALZEN E RODILLOS



EXTRA MASTER	Ø 140
EXTRA MASTER XL	Ø 140
MASTER	Ø 140
SUPER MASTER	Ø 140
HYPER MASTER	Ø 168
HYPER MASTER XL	Ø 168
SWITCH MASTER L	Ø 140
SWITCH MASTER XL 150-175-200	Ø 160
SWITCH MASTER XL 250	Ø 194

SKIDS

I SLITTE F PATINES D KUFEN E PATINES



STANDARD:
 EXTRA MASTER
 EXTRA MASTER XL
 SWITCH MASTER L
 SWITCH MASTER XL

OPTION:
 MASTER
 SUPER MAST
 HYPER MASTER
 HYPER MASTER XL



GEARBOX WITH FREE WHEEL

I SCATOLA INGRANAGGI CON RUOTA LIBERA
 F BOÎTIER AVEC ROUE LIBRE
 D GETRIEBE MIT FREILAUF
 E CAJA ENGRANAJES CON RUEDA LIBRE

WITH BELT TENSIONER

I CON TENDICINGHIA F AVEC TENDEUR DE CORROIES
 D MIT RIEMENSANNER E CON TENSOR DE CORREAS

MASTER / EXTRA MASTER / SUPER MASTER
 HYPER MASTER / SWITCH MASTER L



WITH AUTOMATIC BELT TENSIONER

I CON TENDICINGHIA AUTOMATICA
 F AVEC TENDEUR DE CORROIES AUTOMATIQUE
 D MIT AUTOMATISCHEN RIEMENSANNER
 E CON TENSOR DE CORREAS AUTOMÁTICO

EXTRA MASTER XL / SWITCH MASTER XL

COUNTER BLADES

I CONTRO-COLTELLO F CONTRE-COUTEAUX D GEGENHESSER E CONTRA-CUCHILLA



MASTER / SUPER MASTER
 HYPER MASTER / HYPER MASTER XL



EXTRA MASTER / EXTRA MASTER XL
 SWITCH MASTER L / SWITCH MASTER XL

FRONT PROTECTIONS

1 PROTEZIONI FRONTALI 2 PROTECTIONS AVANT 3 VORDERSCHUTZE 4 PROTECCIONES DELANTERAS



STANDARD

FLAPS - BANDELLE - PLAQUES - PLATTEN - PLACAS

ONLY ON REQUEST

1 SOLO SU RICHIESTA 2 SOULEMENT SUR DEMANDE 3 NUR AUF ENFRAGE 4 SÓLO A PETICION
CHAINS - CATENE - CHAINES - KETTEN - CADENAS

FRAME WITH WEAR AND TEAR METAL SHEET

1 TELAIO CON LAMIERA INTERNA D'USURA 2 CHASSIS AVEC TÔLE INTERNE D'USÉE
3 RAHMEN MIT VERBRAUCHBLECH 4 BASTIDOR CON CAPA SUPLEMENTARIA

STANDARD:

SWITCH MASTER XL

WELDED COUNTER-KNIFE

1 CONTRO COLTELLO SALDATO SUL TELAIO 2 CONTRE-COUTEAU SOUDÉ SUR LE CHÂSSIS
3 GEGENMESSER GESCHWISSEN AUF DEM RAHMEN 4 CONTRA-CUCHILLA SALDADA SOBRE EL BASTIDOR

STANDARD:

MASTER XL EXTRA MASTER XL
SUPER MASTER EXTRA MASTER L
HYPER MASTER SWITCH MASTER L
HYPER MASTER XL SWITCH MASTER XL

TWO LEVER DISTRIBUTOR

1 DISTRIBUTORE A DUE LEVE 2 DISTRIBUTEUR À DEUX LEVIERS 3 ZWEI-HEBEL VERTEILER 4 DISTRIBUIDOR A DOS PALANCAS



FOR TRACTORS EQUIPPED WITH A SINGLE HYDRAULIC DISTRIBUTOR ONLY

1 PER TRATTORI DOTATI DI UN SOLO DISTRIBUTORE OLEODINAMICO
2 POUR TRACTEUR AVEC UN SEUL DISTRIBUTEUR HYDRA
3 FÜR TRAKTOREN MIT EINEM EINZIGEN HYDRAULISCHEN VERTEILER AUSGESTATTET
4 PARA TRACTORES EQUIPADOS CON UN ÚNICO DISTRIBUIDOR HIDRÁULICO


AVAILABLE ONLY

1 DISPONIBILE SOLAMENTE 2 DISPONIBLE SEULEMENT
3 NUR FÜR 4 DISPONIBLE SÓLO

EXTRA MASTER
EXTRA MASTER XL

SHOCKPROOF HYDRAULIC SAFETY DEVICE

1 VALVOLA DI SICUREZZA ANTICHOC 2 SOUPAPE DE SÉCURITÉ ANTICHOC
3 ANTI-SHOCK SICHERHEITVENTILE 4 VALVOLA DE SEGURIDA ANTICHOQUES



STANDARD:

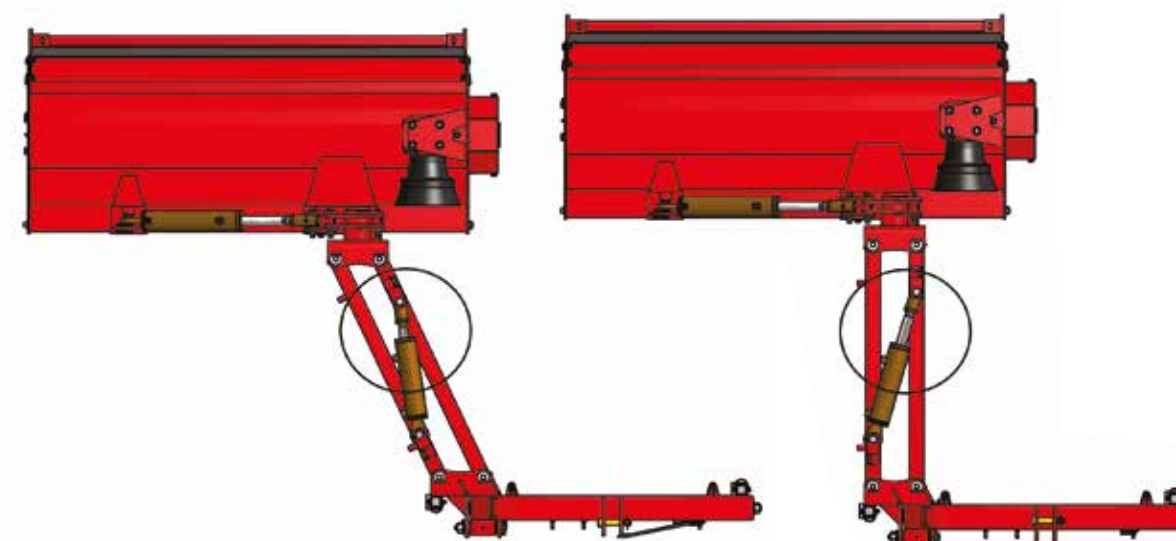
EXTRA MASTER
EXTRA MASTER L

OPTION:

MASTER
SUPER MASTER
HYPER MASTER
HYPER MASTER XL

SHOCKPROOF DEVICE WITH AUTOMATIC RETRACTION

1 DISPOSITIVO ANTICHOC CON RIENTRO IDRAULICO AUTOMATICO 2 DISPOSITIF ANTICHOC AVEC EFFACEMENT HYDRAULIQUE AUTOMATIQUE
3 ANTI-SHOCK SICHERHEITVENTILE MIT HYDRAULISCHER ANFAHRSICHERUNG 4 DISPOSITIVO ANTICHOQUES CON ENTRADA HIDRAULICA AUTOMÁTICA
















STANDARD:

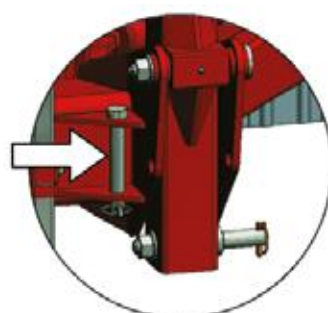
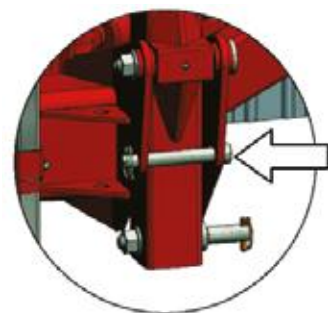
EXTRA MASTER
EXTRA MASTER L

OPTION:

MASTER
SUPER MASTER
HYPER MASTER
HYPER MASTER XL

													
MOD.		540	1000	U	S	M	40	50	120	KPT	SG	N.	
EXTRA MASTER 210	40 - 60	•	-	56	28	28	-	-	-	-	-		670
EXTRA MASTER 225	45 - 60	•	-	64	32	32	-	-	-	-	-	4	692
EXTRA MASTER 250	50 - 60	•	-	80	40	40	-	-	-	-	-		770
EXTRA MASTER XL 210	40 - 60	•	-	56	28	28	-	-	-	-	-		760
EXTRA MASTER XL 225	45 - 60	•	-	64	32	32	-	-	-	-	-	4	795
EXTRA MASTER XL 250	50 - 60	•	-	80	40	40	-	-	-	-	-		873
MASTER 160	40 - 90	•	-	-	-	-	14	42	-	-	-		600
MASTER 180	50 - 90	•	-	-	-	-	16	48	-	-	-	4	630
MASTER 200	60 - 90	•	-	-	-	-	18	54	-	-	-		650
SUPER MASTER 160	40 - 90	•	-	-	-	-	14	42	-	-	-		600
SUPER MASTER 180	50 - 90	•	-	-	-	-	16	48	-	-	-	4	635
SUPER MASTER 200	60 - 90	•	-	-	-	-	18	54	-	-	-		660
HYPER MASTER 180	80 - 120	•	-	-	-	-	-	-	16	-	-		980
HYPER MASTER 200	80 - 120	•	-	-	-	-	-	-	18	-	-	4	1020
HYPER MASTER 220	90 - 120	•	-	-	-	-	-	-	20	-	-		1070
HYPER MASTER 250	90 - 120	•	-	-	-	-	-	-	22	-	-		1120
HYPER MASTER XL 180	80 - 120	•	-	-	-	-	-	-	16	-	-		990
HYPER MASTER XL 200	80 - 120	•	-	-	-	-	-	-	18	-	-	4	1030
HYPER MASTER XL 220	90 - 20	•	-	-	-	-	-	-	20	-	-		1070
HYPER MASTER XL 250	90 - 120	•	-	-	-	-	-	-	22	-	-		1110
SWITCH MASTER L 160	50 - 75	•	-	48	24	24	-	-	-	-	-		762
SWITCH MASTER L 175	55 - 75	•	-	56	28	28	-	-	-	-	-	4	787
SWITCH MASTER L 1190	60 - 75	•	-	56	28	28	-	-	-	-	-		805
SWITCH MASTER XL 150	60 - 75	•	-	-	-	-	-	-	-	12	48		918
SWITCH MASTER XL 175	65 - 75	•	-	-	-	-	-	-	-	16	48	5	963
SWITCH MASTER XL 200	70 - 75	•	-	-	-	-	-	-	-	20	64		996
SWITCH MASTER XL 260	75 - 80	•	-	-	-	-	-	-	-	24	80		1121

• Di serie
- Non disponibile



SISTEMA OSCILLANTE

ⓘ DISPONIBILE SOLAMENTE ⓘ DISPONIBILE SEULEMENT
 ⓘ NUR FÜR ⓘ DISPONIBILE SÓLO

MASTER
 SUPER MASTER
 HYPERMASTER
 HYPERMASTER XL

