


# SPEARHEAD









ROLLIFLAIL





# ROLLIFLAIL FEATURES



	 TRACTOR HP	 PTO SPEED	 TRANSPORT WIDTH	 3 POINT LINKAGE MOUNTING	 CUTTING WIDTH	 FLAIL TYPE	 NO. OF FLAILS	 CUTTING HEIGHT
<b>ROLLIFLAIL 150</b>	40hp (30kW)	540rpm	1.79m (5' 11")	✓	1.45m (4' 9")	Twisted or Long Scoop flail	48	15mm - 100mm (0.6" - 3.9")
<b>ROLLIFLAIL 180</b>	45hp (34kW)	540rpm	2.15m (7' 1")	✓	1.81m (5' 11")	Twisted or Long Scoop flail	60	15mm - 100mm (0.6" - 3.9")
<b>ROLLIFLAIL 210</b>	50hp (38kW)	540rpm	2.45m (8' 1")	✓	2.25m (6' 10")	Twisted or Long Scoop flail	70	15mm - 100mm (0.6" - 3.9")


# COMPACT AND VERSATILE WITH A SUPERB FINISH



AMENITY



PASTURE



The Spearhead Rolliflail mower is designed for light-duty amenity mowing and gives a high-quality finish in material up to 20mm. It excels in parkland, golf course, orchard and topping applications and is the perfect choice for mounting on compact tractors.

This versatile machine features fine cut flails on a constant suction double spiral rotor. Belt drive gives reliable power transmission and a 140mm full width adjustable rear roller with rubber flap will ensure a quality cut and well distributed finish.

The Rolliflail range is available in a choice of working widths between 1.5 and 2.1 metres being able to be front or rear mounted thanks to a reversible headstock.

SPECIFICATION	ROLLIFLAIL 150	ROLLIFLAIL 180	ROLLIFLAIL 210
Machine weight	360kg (794lbs)	400kg (882lbs)	420kg (926lbs)
Hitch	Category 2 with clevis top link	Category 2 with clevis top link	Category 2 with clevis top link
Hitch position	Front and rear mount	Front and rear mount	Front and rear mount
Cutting width	1.45m (4' 9")	1.81m (5' 11")	2.10m (6' 10")
Working width	1.79m (5' 11")	2.15m (7' 1")	2.45m (8' 1")
Overall length	0.87m (2' 11")	0.87m (2' 11")	0.87m (2' 11")
Cowl height	610mm (2')	610mm (2')	610mm (2')
Cutting height	15mm – 100mm (0.6" – 3.9")	15mm – 100mm (0.6" – 3.9")	15mm – 100mm (0.6" – 3.9")
Cutting capacity	20mm (0.8")	20mm (0.8")	20mm (0.8")
Recommended tractor HP	40hp (30kW)	45hp (34kW)	50hp (38kW)
Power take-off speed	540rpm	540rpm	540rpm
Gearbox	Cast iron housing	Cast iron housing	Cast iron housing
Input shaft	1" 3/8 Z6	1" 3/8 Z6	1" 3/8 Z6
Gearbox lubricant	EP80-90W or GL-4 / GL-5 oil	EP80-90W or GL-4 / GL-5 oil	EP80-90W or GL-4 / GL-5 oil
Gearbox oil capacity	1.0 litres (1.8 pints)	1.0 litres (1.8 pints)	1.0 litres (1.8 pints)
Cowl construction	All welded construction	All welded construction	All welded construction
Skid construction	Replaceable bolt-on skid	Replaceable bolt-on skid	Replaceable bolt-on skid
Flails	Twisted or Long Scoop flail	Twisted or Long Scoop flail	Twisted or Long Scoop flail
Flail quantity	48	60	70
Flail tip speed	48 m/s (9448 fpm)	48 m/s (9448 fpm)	48 m/s (9448 fpm)
Roller diameter	140mm (5.5")	140mm (5.5")	140mm (5.5")
Number of belts	2	2	2

# SPEARHEAD

📍 Station Road, Salford Priors, Evesham, Worcestershire, WR11 8SW, England ☎ +44 (0)1789 491860

✉ enquiries@spearheadmachinery.com 📧 spearheadmachinery.com 🐦 f SpearheadWorld



designed and built in  
**GREAT BRITAIN**

Spearhead  
is a member of the  
**Alamo Group**